

light Dome II


Product Manual

English

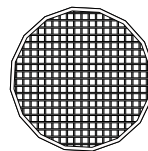
Thank you for purchasing aputure Light Dome II.

Aputure's Light Dome II is for the light storm C120, 300D and other LED light which with Industrial mount.

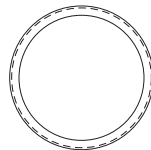
Material list



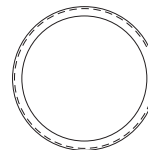
Softbox



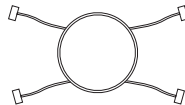
Eggcrate



Outside Diffuser 1



Outside Diffuser 2



Inside Diffuser



Gel holder



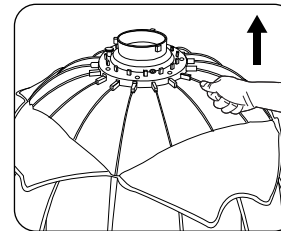
Bag



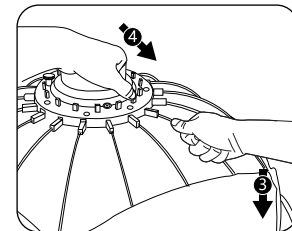
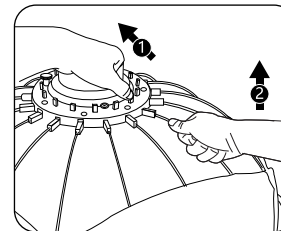
Product Manual

Detailed product manual for Light Dome can be found on the movie solution page on www.aputure.com.

Light Dome II Setup



Light Dome II unlock



***Caution:** When using color gels with powerful LED lights, such as the Aputure C300D, the heat will cause the filter gels to distort or burnt after a period of time. You are advised to change new sheets of color filters once every 3 hours during constant usage; You are recommended to use ROSCO or LEE for better results.

Specifications

Item	Dimension	Net Weight
Softbox unfolded	Φ890x65mm (35x25.6")	2.55 kg (5.59 lb)
Outside Diffuser	Φ 885 mm (34.8")	
Inside Diffuser	Φ 235 mm (9.3")	
Eggcrate	Φ 885 mm (34.8")	
Gel holder	Φ185x65 mm (7.3x2.6")	