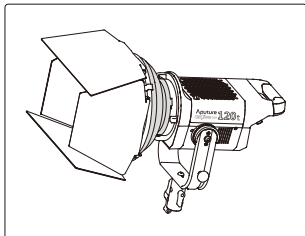


Thank you for purchasing Aputure® Barn door.

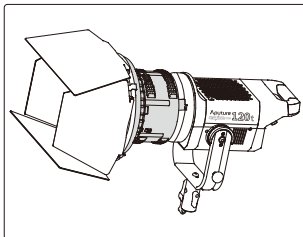
The Aputure Barn Doors are an attachments designed for the Aputure LS 120D/120T/300D. They facilitate shaping of the light's beam, and prevents scatter of unwanted light leak with its four leaves. Aputure barn door also include a gel holder.

Application Scenarios

1. Pair with Adapter ring

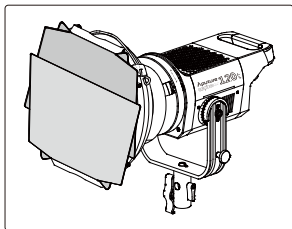


2. Pair with Fresnel mount



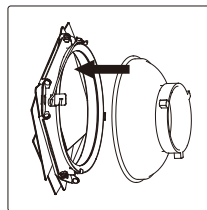
Caution
Hot surface

Warning: Don't turn on the light when four leaves are folded.

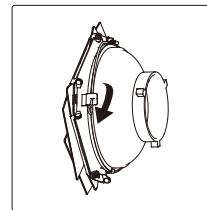


Installation

1. Place adapter(Fresnel/Reflector) to the back of barn door body

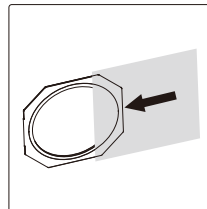


2. Lock it with rod

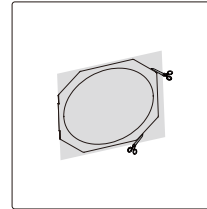


Gel Installation

1. Insert Gel to Gel holder



2. Cut the extension of two edges



3. Insert Gel holder to barn door body

